

Model 25SF Incremental Shaft Encoder



Ø2.5" (63.5mm)

Features

- Industry Standard Size 25 Package (63.5mm x 63.5mm)
- Optical Technology for High Accuracy
- Resolutions from 1 to 65,536 PPR (262,144 quadrature counts)
- Servo and Flange Mounting
- Standard with Heavy-Duty Dual Bearings Rated load of 36 Kg axial & radial
- IP67 Sealing Available

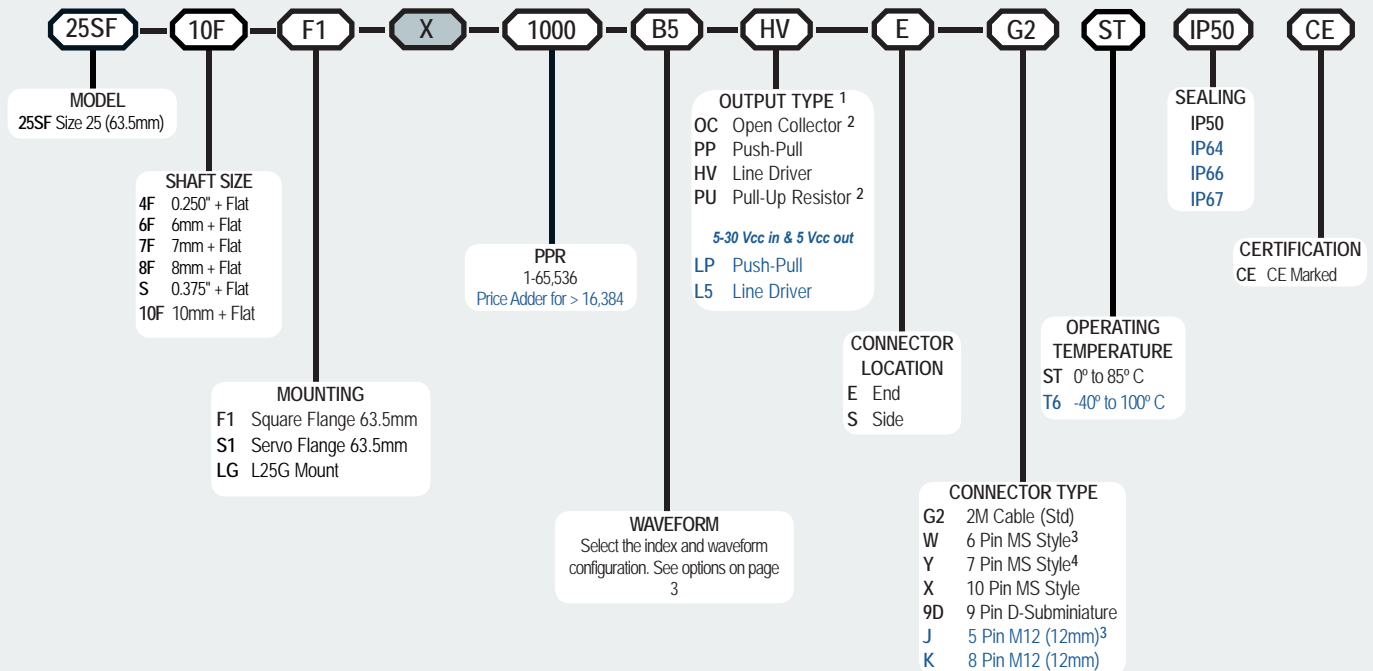
The Model 25SF Size 25 shaft encoder offers the performance advantages of the programmable model 25SP, but in an economical, fixed resolution version. The versatile model 25SF offers 32 different waveform options, six output types, and any resolution from 1 up to 65,536 PPR. Specifically designed for the challenges of an industrial environment, the model 25SF features a rugged, industrial housing and comes standard with dual bearings rated 36Kg axial or radial. Offering shaft sizes up to 10mm, multiple mounting options, and sealing up to IP67, this encoder can take on your most demanding application.

Common Applications

Motion Control Feedback, Conveyors, Elevator Controls, Machine Control, Food Processing, Process Control, Robotics, Material Handling, Textile Machines

Model 25SF Ordering Guide

Blue type indicates price adder options. Not all configuration combinations may be available. Contact Customer Service for details.



For specification assistance call
Customer Service at
+44 (0)1978 262100

NOTES:

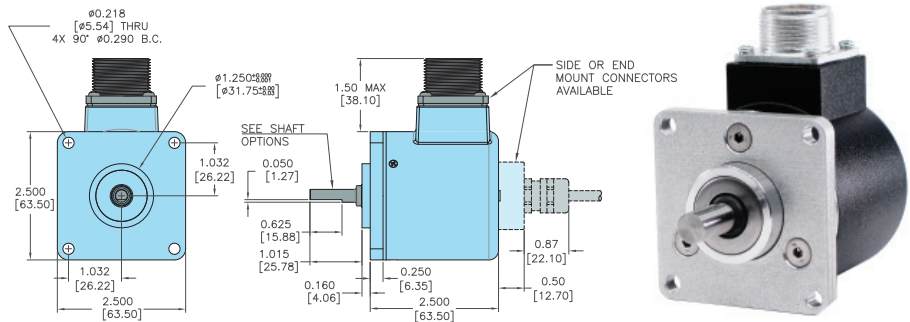
- 1 All Output types are 5V to 24V in/out Except L5 Line Driver and LP Push-Pull output types which are 5-24Vcc in and 5Vcc out.
- 2 Open Collector (OC) and Pull-Up Resistor (PU) outputs not recommended for PPR > 8192 and/or frequencies > 150 KHz.
- 3 6-Pin MS and 5-Pin M12 Connectors only available with Pull-Up, Open Collector and Push-Pull output types.
- 4 7-Pin MS Connector does not provide index (Marker) Pulse Z when selected output is Line Driver (HV or L5)

Model 25SF Incremental Shaft Encoder

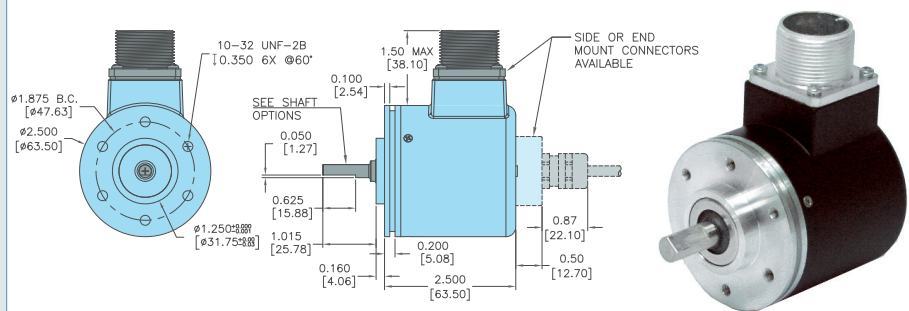
Model 25SF Specifications

Electrical	
Input Voltage.....	4.75 to 30 Vcc max. See Output Types for limitations
Input Current.....	100 mA max with no output load (65 mA typical)
Output Format.....	Incremental, See Waveforms on page 115 for options.
Output Types.....	Line Driver* (HV) – 20 mA max per channel, max freq 1.0 MHz, 5 Vcc max at 100° C or 24 VDC max at 85° C. Line Driver* (L5) – 5-30 Vcc in/5 Vcc out, 20 mA max per channel, max freq 2.7 MHz, 5 VDC max at 100° C. Push-Pull (PP) – 20 mA max per channel, max frequency 1.0 MHz, 5 Vcc max at 100° C or 24 Vcc max at 85° C. Push-Pull (P5) – 5-30 Vcc in/5 Vcc out, 20 mA max per channel, max frequency 2.7 MHz, 5 Vcc max at 100° C. Open Collector (OC) – 100 mA max per channel, 200 KHz max freq recommended Pull-Up (PU) – 2.2K ohm internal resistors, 100 mA max per channel, 150 KHz max freq recommended, max temp 85° C at > 24 Vcc *Meets RS 422 at 5 Vcc supply
Index.....	Once per revolution, BEPC standard is 180° gated to output A (waveform B5). See Waveform Diagrams on Page 115 for options.
Max Frequency.....	2.7 MHz subject to RPM restrictions for high resolution (PPR): 5000 RPM max for PPR 16385 to 32768 and 2500 RPM max for PPR 32769 to 65536 NOTE: Use 5 Vcc Line Driver (L5 or HV output type) to obtain high frequencies.
Electrical Protection.....	Overvoltage, reverse voltage, and output short circuit protected. NOTE: Sustained over or reverse voltage may result in permanent damage.
Min Edge Sep.....	1 to 16384 PPR: 36° electrical min, 63° or better typical 16385 to 65536 PPR: 20° electrical min, 36° or better typical
Rise Time.....	Less than 1 microsecond
Accuracy.....	Better than 0.013° or 47 arc-sec from true position
Mechanical	
Max Shaft Speed.....	8000 RPM. Higher shaft speeds may be achievable, contact Customer Service.
Shaft Material.....	303 Stainless Steel
Shaft Rotation.....	Bi-directional
Radial Shaft Load.....	36 Kg max. Rated load of 9 to 18 Kg for rated life of 1.5x10 ⁹ revs
Axial Shaft Load.....	36 Kg max. Rated load of 9 to 18 Kg for rated life of 1.5x10 ⁹ revs
Starting Torque.....	7.0615 X 10 ⁻³ Nm typical with IP64 seal or no seal 2.118 X 10 ⁻² Nm typical with IP66 shaft seal 4.943 X 10 ⁻² Nm typical with IP67 shaft seal
Housing.....	Black non-corrosive finish
Bearings.....	Precision ABEC ball bearings
Weight.....	566 grams typical
Environmental	
Operating Temp.....	-20° to 85° C for standard models -40° to 100° C for extended temp option
Humidity.....	95% RH non-condensing
Vibration.....	20 g @ 5 to 2000 Hz
Shock.....	80 g @ 11 ms duration
Sealing.....	IP50 standard; IP64, IP66 or IP67 optional

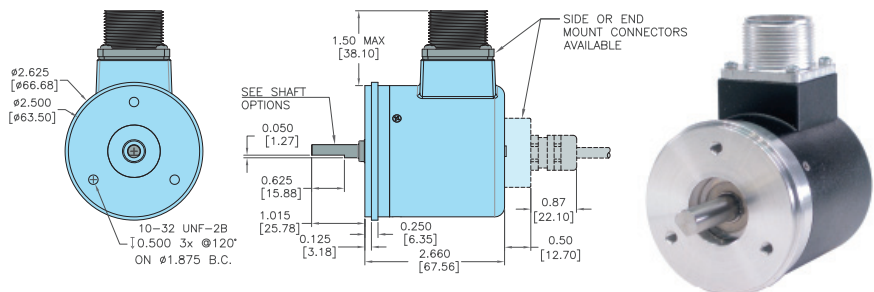
Model 25SF Flange Mount (F1)



Model 25SF 63.5mm Servo Mount (S1)



Model 25SF 66.54mm Servo Mount (LG)



All dimensions are in Imperial & Metric with a tolerance of 0.005" (±0.127mm) or 0.01" (±0.254) unless otherwise specified

ENCODER WIRING TABLE

(For BEPC-supplied mating cables, wiring table is provided with cable.)

Function	Gland Cable† Wire Color	5-pin M12**	8-pin M12**	10-pin MS	7-pin MS HV,L5	7-pin MS PU,PP, OC,LP	6-pin MS PU,PP, OC,LP	9-pin D-sub
Com	Black	3	7	F	F	F	A	9
+VDC	Red	1	2	D	D	D	B	1
A	White	4	1	A	A	A	D	2
A'	Brown	--	3	H	C	--	--	3
B	Blue	2	4	B	B	B	E	4
B'	Violet	--	5	I	E	--	--	5
Z	Orange	5	6	C	--	C	C	6
Z'	Yellow	--	8	J	--	--	--	7
Case	Green	--	--	G	G	G	F	8
Shield	Bare*	Case	Case	--	--	--	--	--

*CE : Cable shield (bare wire) is connected to internal case.

†Standard cable is 24 AWG conductors with foil and braid shield.

**CE : Shield is connected to connector case unless otherwise specified.

